

Radicado externo: 2022200946

ARCHIVO GENERAL TAQUILLA 4  
Radicado original: 202210191138



Fecha: 2022/06/02 11:35 AM  
Responsable: ANA CLEMENCIA MONTOYA OROZCO  
PRESUPUESTO  
SECRETARIA DE HACIENDA

Medellín, 1º de Junio de 2022

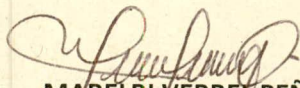
Doctora  
**DIANA CATERYNE VALDERRAMA J.**  
Jefe de Presupuesto  
Municipio de Medellín  
Medellín

Asunto: Ejecución presupuestal Abril de 2022.

Cordial Saludo.


Me permito enviarle Informe de la ejecución presupuestal de ingresos y gastos a Abril 30 de 2022.

Cordialmente,



**MARELBI VERBEL PEÑA**

Subgerente Administrativa y Financiera





EMPRESA PARA LA SEGURIDAD Y SOLUCIONES URBANAS  
EJECUCIÓN PRESUPUESTAL DE INGRESOS  
ABRIL DE 2022




Alcaldía de Medellín

Rubro	Nombre	Ppto Inicial	Ppto Definitivo	Recaudo	% Ejec
1	Ingresos	320,996,152,019	320,996,152,019	135,368,895,430	42%
10	Disponibilidad Inicial	59,534,152,144	59,534,152,144	59,534,152,144	100%
1001	Caja	5,475,214	5,475,214	5,475,214	100%
100101	Caja	5,475,214	5,475,214	5,475,214	100%
100101-1	Caja ESU	5,475,214	5,475,214	5,475,214	100%
1002	Bancos	53,595,798,609	53,595,798,609	53,595,798,609	100%
100201	Bancos ESU	24,641,478,061	24,641,478,061	24,641,478,061	100%
100201-1	Bancos ESU	24,641,478,061	24,641,478,061	24,641,478,061	100%
100202	Bancos No Propios	28,954,320,548	28,954,320,548	28,954,320,548	100%
100202-1	Bancos No Propios	28,954,320,548	28,954,320,548	28,954,320,548	100%
1003	Inversiones Temporales	5,932,878,321	5,932,878,321	5,932,878,321	100%
100301-1	Inversiones Temporales ESU	5,932,878,321	5,932,878,321	5,932,878,321	100%
11	Ingresos Corrientes	260,605,875,750	260,605,875,750	75,686,691,507	29%
1102	Ingresos tributarios	260,605,875,750	260,605,875,750	75,686,691,507	29%
110205	Venta de bienes y servicios	234,545,288,175	234,545,288,175	72,530,871,944	31%
110205002	Ventas incidentales de establecimientos no de mercado	234,545,288,175	234,545,288,175	72,530,871,944	31%
11020500204	Productos metálicos, maquinaria y equipo	1,455,651,790	1,455,651,790	101,923,958	7%
11020500205	Servicios de la construcción	1,278,547,791	1,278,547,791	0	0%
11020500206	Servicios de alojamiento; servicios de suministro de comida	17,236,285,256	17,236,285,256	3,295,545,543	19%
11020500207	Servicios financieros y servicios conexos, servicios inmobiliarios	1,401,639,977	1,401,639,977	31,700,823	2%
11020500208	Servicios prestados a las empresas y servicios de producción	213,124,048,936	213,124,048,936	69,101,701,620	32%
110206	Transferencias corrientes	26,060,587,575	26,060,587,575	3,155,819,563	12%
110206008	Diferentes de Subvenciones	26,060,587,575	26,060,587,575	3,155,819,563	12%
11020600801	RECURSOS A ADMINISTRAR	0	0	3,155,819,563	N/A
12	Recursos de capital	856,124,125	856,124,125	148,051,779	17%
1205	Rendimientos financieros	856,124,125	856,124,125	148,051,779	17%
120502	Depósitos	856,124,125	856,124,125	148,051,779	17%
120502-1	Depósitos (Excedentes Financieros)	856,124,125	856,124,125	148,051,779	17%

MARELBI VERBEL PEÑA

Subgerente Administrativa y Financiera

SANDRA LUCÍA ZAPATA GRISALES  
Líder de Presupuesto



EMPRESA PARA LA SEGURIDAD Y SOLUCIONES URBANAS  
EJECUCIÓN PRESUPUESTAL DE GASTOS  
ABRIL DE 2022



Alcaldía de Medellín

Rubro	Nombre	Ppto Inicial	Crédito	Contracrédito	Ppto. Definitivo	Pagos	C X Pagar	Comp. x Obligar	Sin Comprometer	Ejecutado	Disponible	% Ejec
2	Gastos	320,996,152,021.00	98,219,774,873.00	98,219,774,873.00	320,996,152,021.00	82,716,955,465.00	1,321,338,996.00	89,739,546,330.00	11,557,934,181.00	173,777,840,791.00	135,660,377,048.00	54%
21	Funcionamiento	24,810,052,457.00	460,065.00	460,065.00	24,810,052,457.00	4,673,996,720.00	101,287,950.00	3,260,396,153.00	9,511,261,028.00	8,035,680,823.00	7,263,110,605.00	32%
211	Gastos de personal	11,967,280,621.00	-	-	11,967,280,621.00	2,516,118,834.00	99,861,180.00	8,467,770.00	9,236,873,484.00	2,624,447,784.00	105,959,353.00	22%
21101	Planta de personal permanente	11,967,280,621.00	-	-	11,967,280,621.00	2,516,118,834.00	99,861,180.00	8,467,770.00	9,236,873,484.00	2,624,447,784.00	105,959,353.00	22%
2110101	Factores constitutivos de salario	9,125,891,088.00	-	-	9,125,891,088.00	1,802,181,777.00	7,636,405.00	3,227,041.00	7,226,446,560.00	1,813,045,223.00	86,399,305.00	20%
2110101001	Factores salariales comunes	8,990,021,450.00	-	-	8,990,021,450.00	1,792,173,460.00	7,636,405.00	3,227,041.00	7,167,886,544.00	1,803,036,906.00	19,098,000.00	20%
211010100101	Sueldo básico	7,372,018,577.00	-	-	7,372,018,577.00	1,656,646,255.00	-	-	5,715,372,322.00	1,656,646,255.00	-	22%
211010100102	Horas extras, dominicales y festivos	51,801,489.00	-	-	51,801,489.00	11,245,353.00	-	-	40,556,136.00	11,245,353.00	-	22%
211010100103	Gastos de representación	20,000,000.00	-	-	20,000,000.00	902,000.00	-	-	-	902,000.00	19,098,000.00	5%
211010100106	Prima de servicios	318,127,444.00	-	-	318,127,444.00	8,865,529.00	1,669,639.00	-	307,592,276.00	10,535,168.00	-	3%
211010100107	Bonificación por servicios prestados	216,378,180.00	-	-	216,378,180.00	63,237,146.00	979,569.00	-	152,161,465.00	64,216,715.00	-	30%
211010100108	Prestaciones sociales	1,011,695,760.00	-	-	1,011,695,760.00	51,277,177.00	4,987,197.00	3,227,041.00	952,204,345.00	59,491,415.00	-	6%
21101010010801	Prima de navidad	689,606,297.00	-	-	689,606,297.00	41,390.00	614,556.00	-	688,950,351.00	655,946.00	-	0%
21101010010802	Prima de vacaciones	322,089,463.00	-	-	322,089,463.00	51,235,787.00	4,372,641.00	3,227,041.00	263,253,994.00	58,835,469.00	-	18%
2110102	Contribuciones inherentes a la nómina	2,292,054,418.00	-	-	2,292,054,418.00	610,085,386.00	84,252,364.00	-	1,597,716,668.00	694,337,750.00	-	30%
2110102001	Aportes a la seguridad social en pension	983,397,643.00	-	-	983,397,643.00	160,351,688.00	52,960,746.00	-	770,085,209.00	213,312,434.00	-	22%
2110102002	Aportes a la seguridad social en salud	128,366,037.00	-	-	128,366,037.00	22,367,902.00	6,725,218.00	-	99,272,917.00	29,093,120.00	-	23%
2110102003	Aportes de Cesantías	579,670,600.00	-	-	579,670,600.00	348,435,596.00	-	-	231,235,004.00	348,435,596.00	-	60%
2110102004	Aportes a Cajas de compensación familiar	327,799,215.00	-	-	327,799,215.00	53,688,400.00	17,563,800.00	-	256,547,015.00	71,252,200.00	-	22%
2110102005	Aportes generales al sistema de riesgos	197,311,490.00	-	-	197,311,490.00	11,337,700.00	3,046,400.00	-	182,927,390.00	14,384,100.00	-	7%
2110102006	Aportes al ICBF	45,305,660.00	-	-	45,305,660.00	8,342,500.00	2,373,700.00	-	34,589,460.00	10,716,200.00	-	24%
2110102007	Aportes al Sena	30,203,773.00	-	-	30,203,773.00	5,561,600.00	1,582,500.00	-	23,059,673.00	7,144,100.00	-	24%
2110103	Remuneraciones no constitutivas de fact	549,335,115.00	-	-	549,335,115.00	103,851,671.00	7,972,411.00	5,240,729.00	412,710,256.00	117,064,811.00	19,560,048.00	21%
2110103001	Prestaciones sociales	442,673,219.00	-	-	442,673,219.00	76,410,874.00	6,453,711.00	4,490,729.00	355,317,905.00	87,355,314.00	-	20%
211010300101	Vacaciones	401,458,327.00	-	-	401,458,327.00	69,941,305.00	5,907,439.00	4,087,585.00	321,521,998.00	79,936,329.00	-	20%
211010300103	Bonificación especial por recreación	41,214,892.00	-	-	41,214,892.00	6,469,569.00	546,272.00	403,144.00	33,795,907.00	7,418,985.00	-	18%
2110103999	Otras remuneraciones no constitutivas de	106,661,896.00	-	-	106,661,896.00	27,440,797.00	1,518,700.00	750,000.00	57,392,351.00	29,709,497.00	19,560,048.00	28%
212	Adquisición de Bienes y Servicios	7,488,676,411.00	276,600.00	-	7,488,953,011.00	1,862,303,395.00	804,634.00	3,241,779,823.00	104,010,458.00	5,104,887,852.00	2,280,054,701.00	68%
21202	Adquisición diferentes de activos	7,488,676,411.00	276,600.00	-	7,488,953,011.00	1,862,303,395.00	804,634.00	3,241,779,823.00	104,010,458.00	5,104,887,852.00	2,280,054,701.00	68%
2120201	Materiales y suministros	669,658,933.00	196,600.00	-	669,855,533.00	102,861,999.00	-	218,774,671.00	5,960,000.00	321,636,670.00	2,280,054,701.00	48%
2120201002	Productos alimenticios, bebidas y tabaco	18,470,482.00	-	-	18,470,482.00	-	-	2,206,210.00	-	2,206,210.00	16,264,272.00	12%
2120201003	Otros bienes transportables (excepto pr	101,607,688.00	196,600.00	-	101,804,288.00	1,673,918.00	-	3,425,361.00	-	5,099,279.00	96,705,009.00	5%
2120201004	Productos metálicos y paquetes de soft	549,580,763.00	-	-	549,580,763.00	101,188,081.00	-	213,143,100.00	5,960,000.00	314,331,181.00	229,289,583.00	57%
2120202	Adquisición de servicios	6,819,017,478.00	80,000.00	-	6,819,097,478.00	1,759,441,396.00	804,634.00	3,023,005,152.00	98,050,458.00	4,783,251,182.00	1,937,795,838.00	70%
2120202005	Servicios de la construcción	118,123,864.00	-	-	118,123,864.00	-	-	18,820,299.00	-	18,820,299.00	99,303,565.00	16%
2120202006	Servicios de alojamiento; servicios de su	1,070,068,028.00	-	-	1,070,068,028.00	330,321,577.00	-	226,206,123.00	2,473,800.00	556,527,700.00	511,066,528.00	52%
2120202007	Servicios financieros y servicios conexos	2,038,750,608.00	-	-	2,038,750,608.00	567,016,016.00	-	798,422,874.00	-	1,365,438,890.00	673,311,718.00	67%
21202020070001	Servicios financieros y servicios conexos	-	-	-	-	-	-	-	-	-	-	0%
2120202008	Servicios prestados a las empresas y ser	3,011,441,998.00	80,000.00	-	3,011,521,998.00	834,161,403.00	804,634.00	1,949,315,505.00	95,576,658.00	2,784,281,542.00	131,663,798.00	92%
2120202009	Servicios para la comunidad, sociales y p	580,632,980.00	-	-	580,632,980.00	27,942,400.00	-	30,240,351.00	-	58,182,751.00	522,450,229.00	10%
213	Transferencias corrientes	1,074,375,500.00	-	-	1,074,375,500.00	134,568,869.00	-	8,981,460.00	-	143,550,329.00	930,825,171.00	13%
21313	Sentencias y conciliaciones	1,074,375,500.00	-	-	1,074,375,500.00	134,568,869.00	-	8,981,460.00	-	143,550,329.00	930,825,171.00	13%
2131301	Fallos nacionales	1,074,375,500.00	-	-	1,074,375,500.00	134,568,869.00	-	8,981,460.00	-	143,550,329.00	930,825,171.00	13%
2131301001	Sentencias	1,074,375,500.00	-	-	1,074,375,500.00	134,568,869.00	-	8,981,460.00	-	143,550,329.00	930,825,171.00	13%
216	Adquisición de activos financieros	5,000,000.00	-	-	5,000,000.00	-	-	-	-	-	5,000,000.00	0%
21601	Concesión de préstamos	5,000,000.00	-	-	5,000,000.00	-	-	-	-	-	5,000,000.00	0%
2160104	A personas naturales	5,000,000.00	-	-	5,000,000.00	-	-	-	-	-	5,000,000.00	0%
2160104004	Préstamos por calamidad doméstica	5,000,000.00	-	-	5,000,000.00	-	-	-	-	-	5,000,000.00	0%
217	Disminución de pasivos	171,719,679.00	-	-	171,719,679.00	70,714,057.00	622,136.00	-	100,383,486.00	71,336,193.00	-	42%
21701	Cesantías	171,719,679.00	-	-	171,719,679.00	70,714,057.00	622,136.00	-	100,383,486.00	71,336,193.00	-	42%
2170101	Cesantías definitivas	81,552,846.00	-	-	81,552,846.00	70,714,057.00	622,136.00	-	10,216,653.00	71,336,193.00	-	87%
2170101001	Cesantías definitivas	81,552,846.00	-	-	81,552,846.00	70,714,057.00	622,136.00	-	10,216,653.00	71,336,193.00	-	87%
2170102	Cesantías parciales	90,166,833.00	-	-	90,166,833.00	-	-	-	90,166,833.00	-	-	0%
218	Gastos por tributos, multas, sanciones e	4,103,000,245.00	183,465.00	460,065.00	4,102,723,645.00	90,291,565.00	-	1,167,100.00	69,993,600.00	91,458,665.00	3,941,271,380.00	2%
21801	Impuestos	730,124,067.00	183,465.00	183,465.00	730,124,067.00	39,255,990.00	-	156,000.00	69,993,600.00	39,411,990.00	620,718,477.00	5%
2180101	Impuesto sobre la renta y complementa	185,281,765.00	183,465.00	-	185,465,230.00	813,089.00	-	-	-	813,089.00	184,652,141.00	0%
2180102	Impuesto sobre la renta y la equidad CR	195,832,627.00	-	-	195,832,627.00	14,171,000.00	-	-	-	14,171,000.00	181,661,627.00	7%
2180102001	Impuesto sobre la renta y la equidad CR	195,832,627.00	-	-	195,832,627.00	14,171,000.00	-	-	-	14,171,000.00	181,661,627.00	7%
2180154	Impuesto de industria y comercio	244,790,783.00	-	183,465.00	244,607,318.00	9,573,500.00	-	156,000.00	-	9,729,500.00	234,877,818.00	4%
21803	Tasas y derechos administrativos	13,500,000.00	-	-	13,500,000.00	74,800.00	-	1,011,100.00	-	1,085,900.00	12,414,100.00	8%
2180399	Otras tasas y derechos administrativos	13,500,000.00	-	-	13,500,000.00	74,800.00	-	1,011,100.00	-	1,085,900.00	12,414,100.00	8%



EMPRESA PARA LA SEGURIDAD Y SOLUCIONES URBANAS  
EJECUCIÓN PRESUPUESTAL DE GASTOS  
ABRIL DE 2022



Alcaldía de Medellín

21804	Contribuciones	3,359,376,178.00	-	276,600.00	3,359,099,578.00	50,960,775.00	-	-	-	50,960,775.00	3,308,138,803.00	2%
2180401	Cuota de fiscalización y auditaje	126,125,412.00	-	-	126,125,412.00	50,960,775.00	-	-	-	50,960,775.00	75,164,637.00	40%
2180499	Otras Contribuciones	3,233,250,766.00	-	276,600.00	3,232,974,166.00	-	-	-	-	-	3,232,974,166.00	0%
23	Inversión	289,378,962,121.00	98,219,314,808.00	98,219,314,808.00	289,378,962,121.00	77,163,898,277.00	935,362,563.00	81,903,320,181.00	2,044,892,784.00	160,002,581,021.00	127,331,488,316.00	55%
232	Adquisición de bienes y servicios	269,727,051,271.00	92,066,068,873.00	98,219,134,788.00	263,573,985,357.00	72,579,360,897.00	935,362,563.00	78,296,608,161.00	2,041,417,984.00	151,811,331,621.00	109,721,235,752.00	58%
23202	Adquisiciones diferentes de activos	269,727,051,271.00	92,066,068,873.00	98,219,134,788.00	263,573,985,357.00	72,579,360,897.00	935,362,563.00	78,296,608,161.00	2,041,417,984.00	151,811,331,621.00	109,721,235,752.00	58%
2320201	Materiales y suministros	3,224,532,143.00	681,039,223.00	-	3,905,571,366.00	1,595,546,110.00	-	1,457,032,972.00	99,207,263.00	3,052,579,082.00	753,785,020.00	78%
2320201003	Otros bienes transportables (excepto pro	49,968,140.00	-	-	49,968,140.00	6,115,942.00	-	2,000,000.00	-	8,115,942.00	41,852,198.00	16%
2320201004	Productos metálicos y paquetes de soft	3,174,564,003.00	681,039,223.00	-	3,855,603,226.00	1,589,430,168.00	-	1,455,032,972.00	99,207,263.00	3,044,463,140.00	711,932,822.00	79%
2320202	Adquisición de servicios	266,502,519,128.00	91,385,029,650.00	98,219,134,788.00	259,668,413,991.00	70,983,814,787.00	935,362,563.00	76,839,575,189.00	1,942,210,721.00	148,758,752,539.00	108,967,450,732.00	57%
2320202005	Servicios de la construcción	1,300,771,726.00	524,930,975.00	50,000,000.00	1,775,702,701.00	383,032,901.00	-	1,005,755,701.00	2,481,636.00	1,388,788,602.00	384,432,463.00	78%
2320202006	Servicios de alojamiento; servicios de su	17,535,889,299.00	8,229,086,971.00	8,036,057,301.00	17,728,918,969.00	6,674,255,576.00	-	5,587,309,902.00	89,971,667.00	12,261,565,478.00	5,377,381,824.00	69%
2320202007	Servicios financieros y servicios conexos	1,426,003,522.00	483,559,055.00	63,937,409.00	1,845,625,168.00	389,602,408.00	-	299,633,994.00	2,229,000.00	689,236,402.00	1,154,159,766.00	37%
2320202008	Servicios prestados a las empresas y ser	246,239,854,581.00	82,147,452,649.00	90,069,140,078.00	238,318,167,152.00	63,536,923,902.00	935,362,563.00	69,946,875,592.00	1,847,528,418.00	134,419,162,057.00	102,051,476,678.00	56%
233	Transferencias corrientes	19,651,910,850.00	5,212,520,399.00	-	24,864,431,249.00	4,309,548,808.00	-	3,606,712,020.00	3,474,800.00	7,916,260,828.00	16,944,695,621.00	32%
23302	A empresas diferente de subvenciones	19,651,910,850.00	5,212,520,399.00	-	24,864,431,249.00	4,309,548,808.00	-	3,606,712,020.00	3,474,800.00	7,916,260,828.00	16,944,695,621.00	32%
2330299	Transferencias Corrientes a Empresas di	19,651,910,850.00	5,212,520,399.00	-	24,864,431,249.00	4,309,548,808.00	-	3,606,712,020.00	3,474,800.00	7,916,260,828.00	16,944,695,621.00	32%
238	Gastos por tributos, multas, sanciones e	-	940,725,536.00	180,020.00	940,545,516.00	274,988,572.00	-	-	-	274,988,572.00	665,556,943.00	29%
24	GASTOS DE OPERACIÓN COMERCIAL	6,807,137,443.00	-	-	6,807,137,443.00	879,060,468.00	284,688,483.00	4,575,829,996.00	1,780,369.00	5,739,578,947.00	1,065,778,127.00	84%
245	GASTOS DE OPERACIÓN COMERCIAL	6,807,137,443.00	-	-	6,807,137,443.00	879,060,468.00	284,688,483.00	4,575,829,996.00	1,780,369.00	5,739,578,947.00	1,065,778,127.00	84%
24501	ADQUISICION DE BIENES	80,698,750.00	-	-	80,698,750.00	-	-	-	-	-	80,698,750.00	0%
2450103	Otros bienes transportables (excepto pro	41,666,348.00	-	-	41,666,348.00	-	-	-	-	-	41,666,348.00	0%
2450104	Productos metálicos, maquinaria y equip	39,032,402.00	-	-	39,032,402.00	-	-	-	-	-	39,032,402.00	0%
24502	ADQUISICION DE SERVICIOS	6,726,438,693.00	-	-	6,726,438,693.00	879,060,468.00	284,688,483.00	4,575,829,996.00	1,780,369.00	5,739,578,947.00	985,079,377.00	85%
2450205	CONSTRUCCIÓN Y SERVICIOS DE LA CON	52,733,468.00	-	-	52,733,468.00	-	-	-	-	-	52,733,468.00	0%
2450206	COMERCIO Y DISTRIBUCION; ALOJAMIE	462,180,321.00	-	-	462,180,321.00	-	-	-	-	-	462,180,321.00	0%
2450207	SERVICIOS FINANCIEROS Y SERVICIOS CC	496,735,451.00	-	-	496,735,451.00	155,392,451.00	-	891,699.00	200.00	156,284,150.00	340,451,101.00	31%
2450208	SERVICIOS PRESTADOS A LAS EMPRESAS	5,714,789,453.00	-	-	5,714,789,453.00	723,668,017.00	284,688,483.00	4,574,938,297.00	1,780,169.00	5,583,294,797.00	129,714,487.00	98%

*Marebeli Verbél Peña*  
MAREBELI VERBEL PEÑA  
Subgerente Administrativa y Financiera

*Sandra Lucía Zapata Grisales*  
SANDRA LUCÍA ZAPATA GRI SALES  
Líder de Presupuesto